

BOLTLESS SHELVING COMPONENTS

UPRIGHT POSTS

- 14 gauge construction.
- 1^{1/2}" x 1^{1/2}" regular duty post.
- 1^{7/8}" x 1^{7/8}" heavy duty post.



Regular Duty

MODEL NUMBER	HEIGHT	WEIGHT	PRICE
200-P2.5	2.5'	1.5	\$3.63
200-P3	3.0'	1.7	4.35
200-P4	4.0'	2.0	5.82
200-P5	5.0'	2.5	7.28
200-P6	6.0'	3.0	8.72
200-P7	7.0'	4.0	10.17
200-P8	8.0'	4.4	11.63
200-P9	9.0'	5.0	13.09
200-P10	10.0'	5.5	14.54
200-P12	12.0'	6.5	17.45

Heavy Duty

MODEL NUMBER	HEIGHT	WEIGHT	PRICE
200-PH7	7'	5.7	\$12.20
200-PH8	8'	6.0	13.95
200-PH10	10'	7.9	17.45
200-PH12	12'	9.1	20.92

SINGLE RIVET BEAM

- Regular Duty - 14 gauge.
- Heavy Duty - 11 gauge.
- 1" height.
- Use as a left to right or front to back.



Regular Duty

MODEL NUMBER	LENGTH	WEIGHT	PRICE
200-SR12	12"	0.5	\$1.24
200-SR18	18"	0.7	1.80
200-SR24	24"	0.9	2.20
200-SR30	30"	1.1	2.86
200-SR36	36"	1.4	3.15
200-SR42	42"	1.6	3.71
200-SR48	48"	1.8	3.93

Heavy Duty

MODEL NUMBER	LENGTH	WEIGHT	PRICE
200-SRH36	36"	2.4	\$5.55
200-SRH48	48"	3.2	7.30
200-SRH60	60"	4.1	8.82

TIE PLATE

- Use to connect units side by side in rows.



MODEL NUMBER	WT.	PRICE
200-TP	0.2	\$0.91

FOOTPLATES

- Use to anchor units to the ground.



MODEL NUMBER	WT.	PRICE
200-FPD (Double)	0.4	\$2.33
200-FPR (Right)	0.2	1.78
200-FPL (Left)	0.2	1.78

DOUBLE RIVET BEAM

- 16 gauge construction; 14 gauge on 60" beams and larger.
- 2^{3/4}" height.
- Use as a left to right or front to back.



MODEL NUMBER	LENGTH	WEIGHT	PRICE
200-DR12	12"	0.7	\$1.97
200-DR15	15"	0.8	2.25
200-DR18	18"	1.0	2.62
200-DR24	24"	1.5	3.26
200-DR30	30"	1.8	4.02
200-DR36	36"	1.9	4.76
200-DR42	42"	2.3	5.47
200-DR48	48"	2.7	6.18
200-DR60	60"	4.0	8.45
200-DR69	69"	4.5	9.98
200-DR72	72"	4.6	9.98
200-DR84	84"	5.5	11.66
200-DR96	96"	6.0	13.17

DOUBLE RIVET CHANNEL BEAM

- Regular Duty - 14 gauge.
- Heavy Duty - 11 gauge.
- 2^{3/4}" height.
- Use as a left to right for greater shelf capacity.



Regular Duty

MODEL NUMBER	LENGTH	WEIGHT	PRICE
200-DC72	72"	5.5	\$13.11
200-DC96	96"	7.5	17.47

Heavy Duty

MODEL NUMBER	LENGTH	WEIGHT	PRICE
200-DCH72	72"	9.0	\$18.96
200-DCH96	96"	12.5	25.51

SHELF DECK SUPPORT

- 16 gauge construction.
- 2^{1/2}" height.
- Adds capacity to shelf when bolted between double rivet beams or double rivet channel beams.



MODEL NUMBER	LENGTH	WEIGHT	PRICE
200-SDS12	12"	0.7	\$3.40
200-SDS15	15"	0.8	3.54
200-SDS18	18"	1.0	3.67
200-SDS24	24"	1.3	4.41
200-SDS30	30"	1.9	4.88
200-SDS36	36"	1.9	5.52
200-SDS48	48"	2.6	7.10

BOLTLESS SHELVING COMPONENTS

SHELVING LABEL HOLDERS

- Durable clear plastic will not crack, peel, fade or fall off.
- Insert paper may be reversed, remarked and re-inserted when changes are required.
- Laser / Jet Inkjet paper inserts included.

Self Adhesive

MODEL NUMBER	SIZE	QTY	PRICE
200-L231	3/4" x 6"	12	\$24.57
200-L211	1" x 6"	12	29.18
200-L251	2" x 6"	12	37.32



Magnetic

MODEL NUMBER	SIZE	QTY	PRICE
200-M211	1" x 6"	12	\$30.23
200-M261	2 1/2" x 6"	12	60.03

WALL TIE

- Secure boltless shelving units to wall.
- Provides 9" of space between wall and units.



MODEL NUMBER	WEIGHT	PRICE
200-WT09	1.0	\$3.42

PARTICLE BOARD DECKING

- Particle board decking provides a strong and durable shelf surface.
- 1/2" particle board decking is recommended for standard to light duty applications.
- 3/4" thick particle board is ideal for heavy duty applications.



1/2" Particle Board			3/4" Particle Board	
SIZE W X D	MODEL NUMBER	PRICE	MODEL NUMBER	PRICE
36" x 12"	240-013612	\$3.75	240-023612	\$5.23
36" x 18"	240-013618	5.62	240-023618	7.86
36" x 24"	240-013624	7.49	240-023624	10.49
36" x 36"	240-013636	11.24	240-023636	15.72
42" x 15"	240-014215	\$5.47	240-024215	\$7.65
42" x 30"	240-014230	10.91	240-024230	15.29
48" x 12"	240-014812	\$5.00	240-024812	\$6.99
48" x 18"	240-014818	7.49	240-024818	10.49
48" x 24"	240-014824	9.98	240-024824	13.97
48" x 30"	240-014830	12.48	240-024830	17.47
48" x 36"	240-014836	14.98	240-024836	20.97
48" x 42"	240-014842	17.47	240-024842	24.46
48" x 48"	240-014848	19.97	240-024848	27.96
60" x 12"	240-016012	\$6.24	240-026012	\$8.73
60" x 18"	240-016018	9.33	240-026018	13.11
60" x 24"	240-016024	12.48	240-026024	17.47
60" x 30"	240-016030	15.60	240-026030	21.85
60" x 36"	240-016036	18.71	240-026036	26.20
60" x 42"	240-016042	21.85	240-026042	30.58
60" x 48"	240-016048	24.96	240-026048	34.95

MOBILE SHELF CART BASES

- Constructed from heavy duty steel.
- Cart bases are available with 5" or 6" casters (2 rigid and 2 swivel)
- Capacity: 700 lbs. per base.



MODEL NUMBER	SIZE L X W	WEIGHT	PRICE
--------------	------------	--------	-------

5" CASTERS

MCKA5-3612	36" x 12"	21.5	\$99.81
MCKA5-3618	36" x 18"	24.0	111.30
MCKA5-3624	36" x 24"	27.0	125.19
MCKA5-4812	48" x 12"	23.0	109.94
MCKA5-4818	48" x 18"	26.0	120.80
MCKA5-4824	48" x 24"	29.0	130.99
MCKA5-4836	48" x 36"	34.0	156.17
MCKA5-6018	60" x 18"	27.5	130.31
MCKA5-6024	60" x 24"	30.5	145.99
MCKA5-6030	60" x 30"	33.0	152.10
MCKA5-6036	60" x 36"	33.5	162.96

6" CASTERS

MCKA6-3612	36" x 12"	25.5	\$150.56
MCKA6-3618	36" x 18"	28.0	162.04
MCKA6-3624	36" x 24"	30.5	175.93
MCKA6-4812	48" x 12"	27.0	160.68
MCKA6-4818	48" x 18"	30.0	171.54
MCKA6-4824	48" x 24"	33.0	181.73
MCKA6-4836	48" x 36"	38.0	206.91
MCKA6-6018	60" x 18"	31.5	181.05
MCKA6-6024	60" x 24"	34.5	196.73
MCKA6-6030	60" x 30"	37.0	202.84
MCKA6-6036	60" x 36"	37.5	213.70

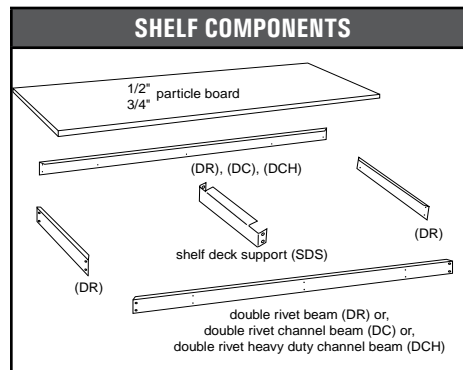
SERIES 200B BULK STORAGE SHELVING



**Additional
Heights
Available!**

SERIES 200B UNITS

- No nuts, bolts or shelf clips.
- 14 gauge posts.
- Accessible from all four sides.
- Shelves are adjustable every 1^{1/2}".
- Available with or without particle board decking.



SERIES 200B SHELF ILLUSTRATION

Advanced Boltless Design



MODEL NUMBER CODE: B3-7218-84WHCR

Series 200B _____

Number of Shelves _____

Shelf Width in Inches _____

Shelf Depth in Inches _____

Unit Height in Inches _____

Particle Board Decking Included _____

Shelf Deck Support Included (1 per Shelf) _____

Channel Beam _____

Heavy Duty Channel Beam,
1^{7/8}" x 1^{7/8}" Heavy Duty Post,
3/4" Particle Board Decking _____

SERIES 200B BULK STORAGE SHELVING

		3 Shelf Unit			Extra Shelf			3 Shelf Unit			Extra Shelf		
W X D	SHELF CAP.	MODEL NUMBER	WT.	PRICE	MODEL NUMBER	WT.	PRICE	MODEL NUMBER	WT.	PRICE	MODEL NUMBER	WT.	PRICE
WITH PARTICLE BOARD DECKING							WITHOUT PARTICLE BOARD DECKING						
4' WIDE UNITS													
48" x 18"	1,000	B3-4818-84W	74	\$115.93	BX1-4818-W	20	\$25.09	B3-4818-84	38	\$93.46	BX1-4818	8	\$17.60
48" x 24"	1,000	B3-4824-84W	89	127.31	BX1-4824-W	25	28.88	B3-4824-84	41	97.36	BX1-4824	9	18.90
48" x 30"	1,000	B3-4830-84W	102	139.29	BX1-4830-W	29	32.87	B3-4830-84	42	101.85	BX1-4830	9	20.38
48" x 36"	1,000	B3-4836-84WH	120	167.74	BX1-4836-WH	35	42.36	B3-4836-84H	49	122.83	BX1-4836-H	11	27.38
48" x 48"	1,000	B3-4848-84WH	151	196.01	BX1-4848-WH	45	51.78	B3-4848-84H	55	136.11	BX1-4848-H	14	31.80
5' WIDE UNITS													
60" x 18"	750	B3-6018-84W	91	\$135.26	BX1-6018-W	25	\$31.52	B3-6018-84	46	\$107.16	BX1-6018	10	\$22.16
60" x 18"	1,200	B3-6018-84WH	94	146.26	BX1-6018-WH	26	35.19	B3-6018-84H	49	118.18	BX1-6018-H	11	25.83
60" x 24"	750	B3-6024-84W	109	148.51	BX1-6024-W	31	35.94	B3-6024-84	49	111.07	BX1-6024	11	23.47
60" x 24"	1,200	B3-6024-84WH	113	161.72	BX1-6024-WH	33	40.34	B3-6024-84H	53	124.28	BX1-6024-H	13	27.86
60" x 30"	750	B3-6030-84W	125	162.07	BX1-6030-W	37	40.56	B3-6030-84	50	115.56	BX1-6030	12	24.96
60" x 30"	1,200	B3-6030-84WH	130	177.00	BX1-6030-WH	38	45.44	B3-6030-84H	55	130.20	BX1-6030-H	14	29.83
60" x 36"	750	B3-6036-84W	141	176.13	BX1-6036-W	42	45.14	B3-6036-84	51	119.98	BX1-6036	12	26.43
60" x 36"	1,200	B3-6036-84WH	146	192.69	BX1-6036-WH	44	50.66	B3-6036-84H	57	136.53	BX1-6036-H	14	31.95
60" x 48"	750	B3-6048-84W	175	203.40	BX1-6048-W	54	54.24	B3-6048-84	56	128.52	BX1-6048	14	29.28
60" x 48"	1,200	B3-6048-84WH	183	224.69	BX1-6048-WH	56	61.33	B3-6048-84H	64	149.81	BX1-6048-H	16	36.38
6' WIDE UNITS													
72" x 18"	600	B3-7218-84W	103	\$149.99	BX1-7218-W	29	\$36.43	B3-7218-84	50	\$116.30	BX1-7218	12	\$25.20
72" x 18"	1,200	B3-7218-84WH	106	161.00	BX1-7218-WH	31	40.11	B3-7218-84H	53	127.31	BX1-7218-H	13	28.88
72" x 18"	1,500	B3-7218-84WHC	112	179.73	BX1-7218-WHC	32	46.35	B3-7218-84HC	58	146.03	BX1-7218-HC	14	35.12
72" x 18"	2,000	B3-7218-84WHR	162	236.53	BX1-7218-WHR	47	62.57	B3-7218-84HR	86	189.36	BX1-7218-HR	21	46.86
72" x 24"	600	B3-7224-84W	124	165.12	BX1-7224-W	36	41.48	B3-7224-84	53	120.20	BX1-7224	13	26.51
72" x 24"	1,200	B3-7224-84WH	128	178.34	BX1-7224-WH	38	45.88	B3-7224-84H	57	133.42	BX1-7224-H	14	30.91
72" x 24"	1,500	B3-7224-84WHC	134	197.06	BX1-7224-WHC	40	52.12	B3-7224-84HC	62	152.13	BX1-7224-HC	16	37.15
72" x 24"	2,000	B3-7224-84WHR	192	258.36	BX1-7224-WHR	57	69.85	B3-7224-84HR	90	195.46	BX1-7224-HR	23	48.88
72" x 30"	600	B3-7230-84W	143	180.85	BX1-7230-W	43	46.73	B3-7230-84	54	124.69	BX1-7230	13	28.00
72" x 30"	1,200	B3-7230-84WH	148	195.50	BX1-7230-WH	44	51.60	B3-7230-84H	59	139.34	BX1-7230-H	15	32.88
72" x 30"	1,500	B3-7230-84WHC	154	214.21	BX1-7230-WHC	46	57.83	B3-7230-84HC	64	158.06	BX1-7230-HC	17	39.12
72" x 30"	2,000	B3-7230-84WHR	219	280.01	BX1-7230-WHR	66	77.06	B3-7230-84HR	92	201.38	BX1-7230-HR	24	50.85
72" x 36"	600	B3-7236-84W	162	196.49	BX1-7236-W	49	51.94	B3-7236-84	55	129.11	BX1-7236	13	29.47
72" x 36"	1,200	B3-7236-84WH	168	213.05	BX1-7236-WH	51	57.45	B3-7236-84H	61	145.66	BX1-7236-H	15	34.99
72" x 36"	1,500	B3-7236-84WHC	173	231.76	BX1-7236-WHC	53	63.69	B3-7236-84HC	66	164.37	BX1-7236-HC	17	41.23
72" x 36"	2,000	B3-7236-84WHR	247	299.56	BX1-7236-WHR	75	84.40	B3-7236-84HR	94	207.71	BX1-7236-HR	24	52.97
72" x 48"	600	B3-7248-84W	202	227.50	BX1-7248-W	63	62.27	B3-7248-84	59	137.64	BX1-7248	15	32.31
72" x 48"	1,200	B3-7248-84WH	210	248.81	BX1-7248-WH	65	69.37	B3-7248-84H	67	158.96	BX1-7248-H	17	39.42
72" x 48"	1,500	B3-7248-84WHC	216	267.52	BX1-7248-WHC	67	75.61	B3-7248-84HC	73	177.67	BX1-7248-HC	19	45.66
72" x 48"	2,000	B3-7248-84WHR	310	346.79	BX1-7248-WHR	96	99.32	B3-7248-84HR	100	221.00	BX1-7248-HR	26	57.39
7' WIDE UNITS													
84" x 18"	600	B3-8418-84WH	121	\$176.73	BX1-8418-WH	35	\$45.35	B3-8418-84H	58	\$137.42	BX1-8418-H	14	\$32.25
84" x 24"	600	B3-8424-84WH	145	195.94	BX1-8424-WH	44	51.75	B3-8424-84H	62	143.53	BX1-8424-H	16	34.28
84" x 30"	600	B3-8430-84WH	169	214.96	BX1-8430-WH	51	58.09	B3-8430-84H	64	149.44	BX1-8430-H	17	36.25
84" x 36"	600	B3-8436-84WH	191	267.52	BX1-8436-WH	59	64.56	B3-8436-84H	66	155.77	BX1-8436-H	17	38.36
84" x 48"	600	B3-8448-84WH	239	346.79	BX1-8448-WH	75	77.74	B3-8448-84H	73	169.06	BX1-8448-H	19	42.79
8' WIDE UNITS													
96" x 18"	600	B3-9618-84WH	133	\$191.33	BX1-9618-WH	39	\$50.23	B3-9618-84H	61	\$148.55	BX1-9618-H	15	\$35.25
96" x 18"	1,000	B3-9618-84WHC	142	217.17	BX1-9618-WHC	42	58.83	B3-9618-84HC	70	172.24	BX1-9618-HC	18	43.85
96" x 18"	1,500	B3-9618-84WHR	209	291.49	BX1-9618-WHR	62	80.89	B3-9618-84HR	106	228.59	BX1-9618-HR	28	59.92
96" x 24"	600	B3-9624-84WH	160	212.41	BX1-9624-WH	49	57.35	B3-9624-84H	65	152.51	BX1-9624-H	17	37.28
96" x 24"	1,000	B3-9624-84WHC	169	238.24	BX1-9624-WHC	52	65.85	B3-9624-84HC	74	178.34	BX1-9624-HC	20	45.88
96" x 24"	1,500	B3-9624-84WHR	247	318.56	BX1-9624-WHR	75	89.91	B3-9624-84HR	111	234.69	BX1-9624-HR	30	61.96
96" x 30"	600	B3-9630-84WH	186	233.30	BX1-9630-WH	57	64.20	B3-9630-84H	67	158.43	BX1-9630-H	18	39.25
96" x 30"	1,000	B3-9630-84WHC	195	259.14	BX1-9630-WHC	60	72.81	B3-9630-84HC	76	184.26	BX1-9630-HC	21	47.85
96" x 30"	1,500	B3-9630-84WHR	283	345.45	BX1-9630-WHR	87	98.88	B3-9630-84HR	113	240.62	BX1-9630-HR	27	63.93
96" x 36"	600	B3-9636-84WH	212	254.61	BX1-9636-WH	66	71.30	B3-9636-84H	69	164.75	BX1-9636-H	18	41.36
96" x 36"	1,000	B3-9636-84WHC	221	280.44	BX1-9636-WHC	69	79.92	B3-9636-84HC	78	190.59	BX1-9636-HC	21	49.97
96" x 36"	1,500	B3-9636-84WHR	319	372.73	BX1-9636-WHR	99	107.97	B3-9636-84HR	115	246.95	BX1-9636-HR	31	66.04
96" x 48"	600	B3-9648-84WH	266	297.85	BX1-9648-WH	84	85.73	B3-9648-84H	76	178.05	BX1-9648-H	20	45.79
96" x 48"	1,000	B3-9648-84WHC	275	323.69	BX1-9648-WHC	87	94.33	B3-9648-84HC	85	203.88	BX1-9648-HC	23	54.40
96" x 48"	1,500	B3-9648-84WHR	393	427.96	BX1-9648-WHR	124	126.38	B3-9648-84HR	121	260.23	BX1-9648-HR	33	70.47

SERIES 200A LOW PROFILE BOLTLESS SHELVING



SERIES 200A UNITS

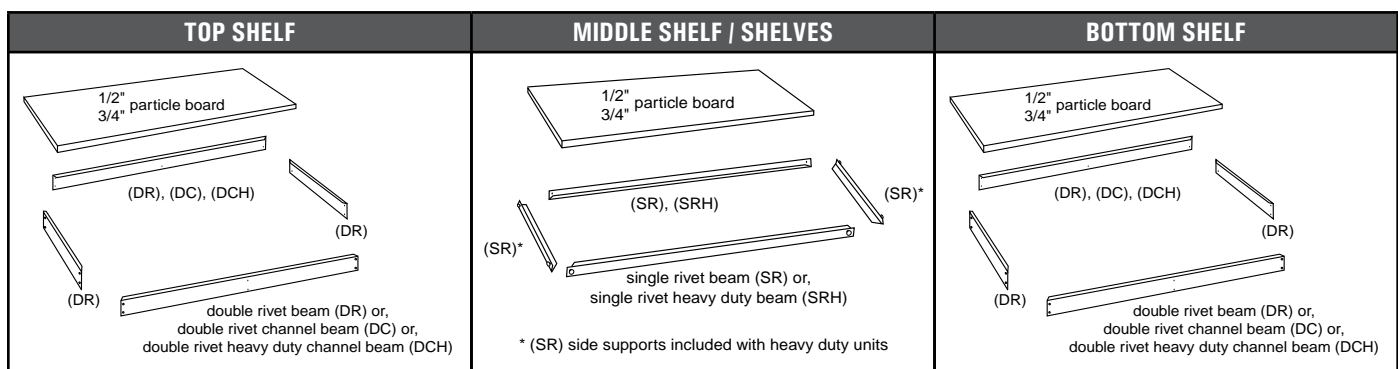
- No nuts, bolts or shelf clips.
- 14 gauge posts.
- Heavy duty construction.
- Accessible from all four sides.
- Shelves are adjustable every 1 1/2".
- Available with or without particle board decking.

**Additional
Heights
Available!**



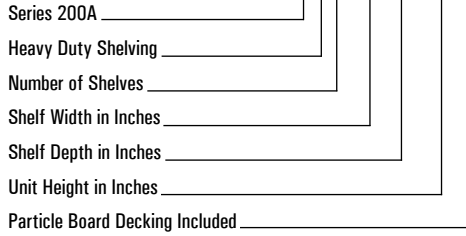
Advanced boltless design which provides easy assembly without nuts, bolts or shelf clips.

SERIES 200A SHELF ILLUSTRATION



SERIES 200A LOW PROFILE BOLTLESS SHELVING

MODEL NUMBER CODE: AH7-4824-84W



With Particle Board Decking

Without Particle Board Decking

W X D	REGULAR DUTY			HEAVY DUTY			REGULAR DUTY			HEAVY DUTY						
	MODEL #	WT.	CAP.	PRICE	MODEL #	WT.	CAP.	PRICE	MODEL #	WT.	CAP.	PRICE	MODEL #	WT.	CAP.	PRICE
4-SHELF UNITS																
36" x 12"	A4-3612-84W	55	300	\$95.14	AH4-3612-84W	46	500	\$115.71	A4-3612-84	31	300	\$80.18	AH4-3612-84	37	500	\$94.74
36" x 18"	A4-3618-84W	68	300	105.22	AH4-3618-84W	90	500	131.03	A4-3618-84	33	300	82.76	AH4-3618-84	38	500	96.98
36" x 24"	A4-3624-84W	82	300	115.31	AH4-3624-84W	90	500	145.77	A4-3624-84	35	300	85.36	AH4-3624-84	42	500	103.82
48" x 12"	A4-4812-84W	68	225	108.97	AH4-4812-84W	89	375	135.53	A4-4812-84	36	225	89.00	AH4-4812-84	44	375	107.43
48" x 18"	A4-4818-84W	85	225	121.55	AH4-4818-84W	114	375	154.20	A4-4818-84	38	225	91.60	AH4-4818-84	46	375	112.26
48" x 24"	A4-4824-84W	103	225	134.12	AH4-4824-84W	139	375	172.41	A4-4824-84	40	225	94.19	AH4-4824-84	49	375	116.51
48" x 36"	A4-4836-84W	136	225	172.61	AH4-4836-84W	188	375	210.05	A4-4836-84	41	225	112.71	AH4-4836-84	52	375	126.20
60" x 12"	A4-6012-84W	90	150	142.66	AH4-6012-84W	109	250	157.59	A4-6012-84	51	150	117.70	AH4-6012-84	53	250	122.64
60" x 18"	A4-6018-84W	112	150	157.74	AH4-6018-84W	140	250	179.90	A4-6018-84	52	150	120.30	AH4-6018-84	55	250	127.49
60" x 24"	A4-6024-84W	134	150	172.82	AH4-6024-84W	171	250	201.62	A4-6024-84	54	150	122.89	AH4-6024-84	58	250	131.74
60" x 36"	A4-6036-84W	175	150	216.29	AH4-6036-84W	231	250	246.24	A4-6036-84	56	150	141.41	AH4-6036-84	61	250	141.41
5-SHELF UNITS																
36" x 12"	A5-3612-84W	64	300	\$105.18	AH5-3612-84W	85	500	\$134.53	A5-3612-84	34	300	\$86.46	AH5-3612-84	43	500	\$108.33
36" x 18"	A5-3618-84W	80	300	117.13	AH5-3618-84W	109	500	153.60	A5-3618-84	35	300	89.06	AH5-3618-84	45	500	111.70
36" x 24"	A5-3624-84W	97	300	129.08	AH5-3624-84W	134	500	171.76	A5-3624-84	37	300	91.65	AH5-3624-84	49	500	119.35
48" x 12"	A5-4812-84W	79	225	121.82	AH5-4812-84W	108	375	159.43	A5-4812-84	40	225	96.86	AH5-4812-84	51	375	124.49
48" x 18"	A5-4818-84W	101	225	136.90	AH5-4818-84W	138	375	182.87	A5-4818-84	41	225	99.47	AH5-4818-84	53	375	130.47
48" x 24"	A5-4824-84W	123	225	151.97	AH5-4824-84W	170	375	205.41	A5-4824-84	43	225	102.06	AH5-4824-84	57	375	135.53
48" x 36"	A5-4836-84W	164	225	201.75	AH5-4836-84W	231	375	251.91	A5-4836-84	45	225	126.87	AH5-4836-84	61	375	147.08
60" x 12"	A5-6012-84W	108	150	166.55	AH5-6012-84W	132	250	186.45	A5-6012-84	59	150	135.34	AH5-6012-84	61	250	142.77
60" x 18"	A5-6018-84W	135	150	184.75	AH5-6018-84W	170	250	214.25	A5-6018-84	60	150	137.96	AH5-6018-84	64	250	148.73
60" x 24"	A5-6024-84W	161	150	202.94	AH5-6024-84W	209	250	241.16	A5-6024-84	62	150	140.54	AH5-6024-84	67	250	153.80
60" x 36"	A5-6036-84W	213	150	258.95	AH5-6036-84W	284	250	296.39	A5-6036-84	64	150	165.36	AH5-6036-84	71	250	165.36
6-SHELF UNITS																
36" x 12"	A6-3612-84W	72	300	\$115.21	AH6-3612-84W	99	500	\$153.34	A6-3612-84	37	300	\$92.75	AH6-3612-84	49	500	\$121.91
36" x 18"	A6-3618-84W	92	300	129.04	AH6-3618-84W	128	500	176.15	A6-3618-84	38	300	95.35	AH6-3618-84	51	500	128.99
36" x 24"	A6-3624-84W	111	300	142.86	AH6-3624-84W	157	500	197.77	A6-3624-84	40	300	97.94	AH6-3624-84	55	500	134.88
48" x 12"	A6-4812-84W	91	225	134.67	AH6-4812-84W	126	375	183.49	A6-4812-84	43	225	104.72	AH6-4812-84	58	375	141.56
48" x 18"	A6-4818-84W	116	225	152.25	AH6-4818-84W	163	375	211.56	A6-4818-84	45	225	107.32	AH6-4818-84	61	375	148.66
48" x 24"	A6-4824-84W	142	225	169.82	AH6-4824-84W	201	375	238.41	A6-4824-84	47	225	109.92	AH6-4824-84	65	375	154.55
48" x 36"	A6-4836-84W	191	225	230.87	AH6-4836-84W	274	375	293.77	A6-4836-84	48	225	141.02	AH6-4836-84	70	375	167.97
60" x 12"	A6-6012-84W	126	150	190.44	AH6-6012-84W	155	250	215.29	A6-6012-84	67	150	153.00	AH6-6012-84	70	250	162.89
60" x 18"	A6-6018-84W	158	150	211.75	AH6-6018-84W	201	250	248.58	A6-6018-84	68	150	155.60	AH6-6018-84	73	250	169.97
60" x 24"	A6-6024-84W	189	150	233.06	AH6-6024-84W	247	250	280.68	A6-6024-84	70	150	158.19	AH6-6024-84	77	250	175.85
60" x 36"	A6-6036-84W	250	150	301.60	AH6-6036-84W	337	250	346.53	A6-6036-84	72	150	189.29	AH6-6036-84	82	250	189.29

Extra Shelves with Decking

Extra Shelves w/o Decking

W X D	REGULAR DUTY			HEAVY DUTY			REGULAR DUTY			HEAVY DUTY						
	MODEL #	WT.	CAP.	PRICE	MODEL #	WT.	CAP.	PRICE	MODEL #	WT.	CAP.	PRICE	MODEL #	WT.	CAP.	PRICE
36" x 12"	AX1-3612-W	12	300	\$10.03	AXH1-3612-W	15	500	\$18.82	AX1-3612	3	300	\$6.29	AXH1-3612	6	500	\$13.58
36" x 18"	AX1-3618-W	15	300	11.91	AXH1-3618-W	19	500	22.57	AX1-3618	3	300	6.29	AXH1-3618	6	500	14.69
36" x 24"	AX1-3624-W	12	300	13.77	AXH1-3624-W	24	500	26.01	AX1-3624	3	300	6.29	AXH1-3624	7	500	15.53
48" x 12"	AX1-4812-W	12	225	\$12.85	AXH1-4812-W	19	375	\$24.06	AX1-4812	4	225	\$7.86	AXH1-4812	8	375	\$17.08
48" x 18"	AX1-4818-W	16	225	15.34	AXH1-4818-W	25	375	28.68	AX1-4818	4	225	7.86	AXH1-4818	8	375	18.19
48" x 24"	AX1-4824-W	20	225	17.85	AXH1-4824-W	31	375	33.00	AX1-4824	4	225	7.86	AXH1-4824	9	375	19.02
48" x 36"	AX1-4836-W	28	225	29.13	AXH1-4836-W	43	375	41.86	AX1-4836	4	225	7.86	AXH1-4836	9	375	20.89
60" x 12"	AX1-6012-W	18	150	\$23.88	AXH1-6012-W	24	250	\$28.86	AX1-6012	8	150	\$17.64	AXH1-6012	9	250	\$20.12
60" x 18"	AX1-6018-W	23	150	27.00	AXH1-6018-W	31	250	34.35	AX1-6018	8	150	17.64	AXH1-6018	10	250	21.24
60" x 24"	AX1-6024-W	28	150	30.12	AXH1-6024-W	39	250	39.54	AX1-6024	8	150	17.64	AXH1-6024	10	250	22.06
60" x 36"	AX1-6036-W	38	150	36.37	AXH1-6036-W	54	250	50.14	AX1-6036	8	150	23.94	AXH1-6036	11	250	23.94